

4

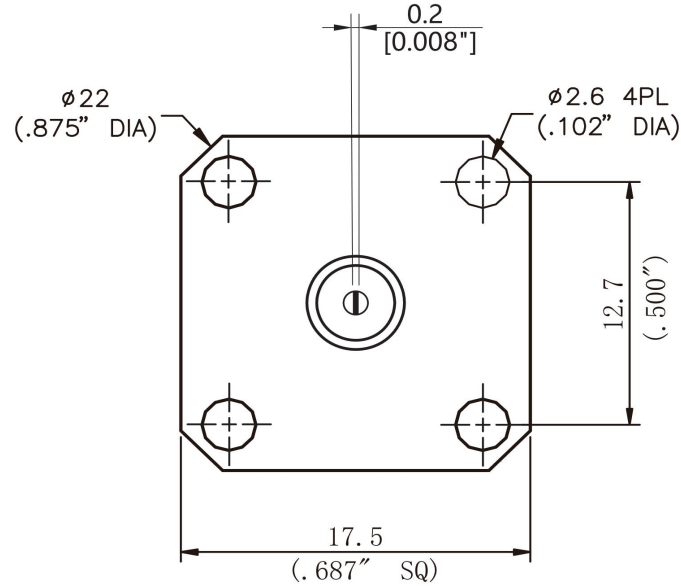
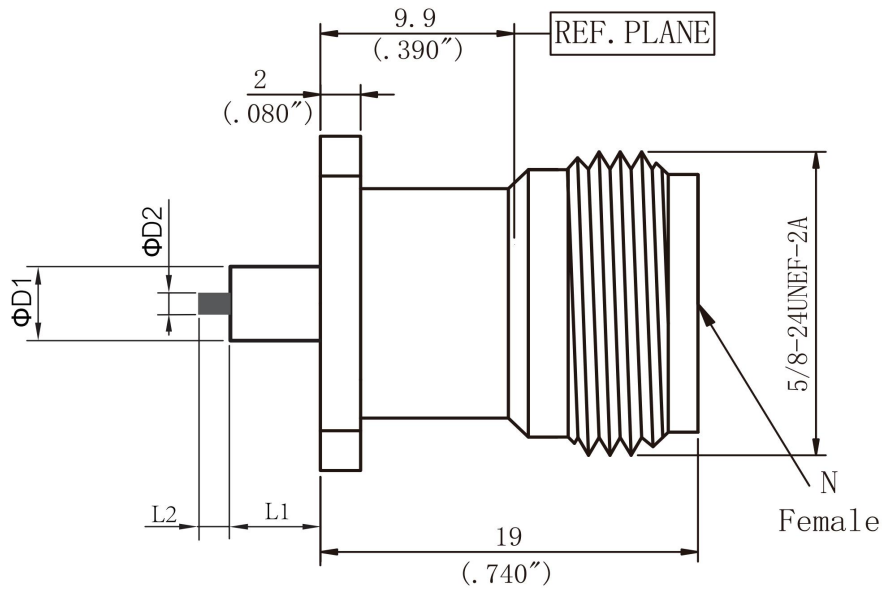
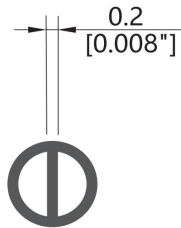
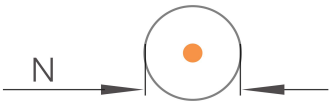
3

2

1

THIS DRAWING UNPUBLISHED.	RELEASED FOR PUBUCATION
---------------------------	-------------------------

LOC	DIST	REVISIONS					
---	---	P	LTR		DATE	DWN	APVD
		---	---	---	---	---	---



- NOTES:
- ELECTRICAL:
 - IMPEDANCE: 50Ω
 - INSULATION RESISTANCE: 5000M Ω
 - FREQUENCY RANGE: DC-18 GHz
 - DIELECTRIC WITHSTANDING VOLTAGE: 1000V MAX AT SEA LEVEL
 - VSWR: ≤1.15:1
 - INSERTION LOSS: 0.20dB (MAX)

- ENVIRONMENTAL:
 - TEMPERATURE RANGE: -55° to +165°

- MATERIAL AND FINISH:
 - INNER CONDUCTOR MATERIAL: BERYLLIUM BRONZE GOLD PLATING
 - EXTERNAL CONDUCTOR MATERIAL: STAINLESS STEEL PASSIVATED
 - INSULATOR: PTFE

MODEL	ØD1	ØD2	L1	L2
XQY-NTFP0713F09-M	4.1mm/0.161"	1.27mm/0.050"	4.0mm/0.157"	1.5mm/0.059"
Accept custom sizes and styles				

THIS DRAWING IS A CONTROLLED DOCUMENT		21/10/2021	 Shenzhen xinqiyuan Technology Co., Ltd.	
		CHK		
DIMENSIONSMM		TOLERANCES UNLESS OTHERWISE SPECIFIED: ±0.1	NAME N Female RF Coaxial Connector Dielectric through	
 Note: Dimensions (mm / [inch])		APVD	SIZE A4	CAGE CODE 01021
		APPLICATION SPEC		
		WEIGHT		

4

3

2

1